

10 . Driver's License

To be able to drive in Japan, you must have either a valid international driver's license or a valid Japanese driver's license. If you have obtained an international driver's license before coming to Japan, it is valid for 1 year. It is not possible to convert an international driver's license into a Japanese driver's license. However, a driver's license issued overseas can be exchanged for a Japanese license.

1. Converting Foreign Driver's License to a Japanese License

A driver's license issued overseas can be exchanged for a Japanese license if you can prove that you have resided in the country where the license was issued, for at least 3 months after obtaining the license. Only valid car licenses can be exchanged. Application for the conversion is accepted at the Licensing Desk of your local police station. Office hours: 8:30-17:00, Monday-Friday (List of Police Station on pg.115).

The following items are required:

- The foreign driver's license and its Japanese translation (issued by the foreign government/consulate/Japan Automobile Federation (JAF))
- Alien Registration Card and the Alien Registration Completion Certificate (both are issued at your municipal office)
- 1 passport-sized photo (3cm × 2.4cm, hatless, no background, full face, taken above the chest, within the last 6 months)
- Passports (all of the passports you have)
- Application Fee 4,150 yen (2,400 yen for the license test, 1,750 yen for the issuing fee)
- An ID card for a Brazilian license, an official receipt for a Filipino license

Licensing Desk Police Station



The applicant takes a driver's license test at a Driver's Licensing Center 1-3 weeks after applying at the police station. Before taking the test, you will need to answer questions about your past driving experience and take a fitness test. Those who do not speak or write in Japanese must bring an interpreter with

them. However, the interview can be conducted in English, Chinese, Korean, Spanish and Persian. The questions asked are on driving rules and practical driving skills. If you pass this test, a final driving test is conducted. This consists of an aptitude test and a practical driving test. A Japanese driver's license will be issued the same day to applicants who pass the test.

Further Information:

Japan Automobile Federation (JAF)

Shizuoka Chapter 2-chome2-24 Kuniyoshida, Shizuoka-shi Tel: 054-264-1242

Numazu Chapter 3-41 Wakaba-cho, Numazu-shi Tel: 055-922-6600

Hamamatsu Office 336-1 Shimoishida-cho, Hamamatsu-shi Tel:053-421-4511

COLUMN JAF (Japan Automobile Federation)

JAF offers a variety of services such as temporary repairs when your car breaks down on the road and the translation of foreign driver's licenses into Japanese. Translations are available in English, Chinese, Portuguese, Spanish, French, and German. Further information is available on the website. It can be accessed in English, Chinese, Spanish, Thai, Portuguese and Korean.

Japan Automobile Federation does translations for converting foreign driver's licenses into Japanese licenses. <http://www.jaf.or.jp/inter/int00002.html>

2.How to get a License for Motorcycles under 50 cc & Small-Special Type Automobiles

Applicants must be at least 16 years of age. If you have been denied an application for the test, been revoked of a license, been forbidden to drive for at least 6 months on the international driver's license in the past, you must attend a lecture in advance, to apply for the test. Applicants should apply for the test at their local police station. The date/time and items to bring will be advised at the police station. Office hours: 8:30-17:00 Monday-Friday.

The following items are required:

- The Alien Registration Completion Certificate (issued at the municipal office)
- 1 passport sized photo (3cm x 2.4cm, hatless, no background, full face, taken

above the chest, within the last 6 months)

Applicants will take the test at the Driver's Licensing Center at least 8 days after having applied at the police station. If the applicant passes the test, generally the license is issued on the same day. The reception desk of the Driver's Licensing Centers of Eastern, Central and Western Shizuoka are open between 8:30-9:30 am.

The following items are required:

- An application form and an admission ticket with photo attached, which are given at the police station for the test
- Alien Registration Completion Certificate (issued at the municipal office)
- Application fee 3,400 yen (1,650 yen for the license test, 1,750 yen for the issuing fee)
- 4,050 yen for a lesson fee on driving skills for motorcycles under 50cc



3.How to get a Car License

If you are going for a license for the first time, in Japan it is common to attend a driving school to learn the driving rules and practice your driving before taking the test at the Driver's Licensing Center.

Various programs are available at driving schools:

For example, car license (special rates for 18 years olds)

255,000 yen ~ for a regular course with an automatic transmission car

295,000 yen ~ for a package course

Please make inquiries about the details at the nearest school, as the fees and the times depend on each plan. Contact numbers can be found in the Town Page under " Jidousha Kyoushujō ".

If you do not attend a driving school and take a test at the Driver's Licensing Center, you have to take a temporary license test. Application for the test is accepted at the local police station. Office hours: 8:30-17:00 Monday-Friday.

The test is conducted at the Driver's Licensing Center. The date, place and the things to bring will be advised at the police station. You can take the written test in English.

The following items are required to apply:

- Alien Registration Completion Certificate (issued at the municipal office)
- 1 passport sized photo (3cm x 2.4cm, hatless, no background, full face, taken above the chest, within the last 6 months)

The following items are required at the testing site:

- Application Form and an admission ticket with photo attached for the test which are given at the police station
- Alien Registration Completion Certificate
- Temporary driver's license
- An application for driving practice on the road
- Application fee 5,150 yen (2,000 yen for the license test, 1,750 yen for the issuing fee)
- 1,000 yen for use of a car

4. Renewing Your Driver's License

When the term of validity (5 years, 4 years, 3 years) approaches, a post card to inform you of the time to renew will be sent out. You should renew your license at the police station within the designated date. If you change your address/name, you should also renew your license as soon as possible. Excellent drivers must attend a lecture as well. The driver's license will be issued after 30 minutes. Other drivers must take a 2-hour lecture on the designated date, while their licenses are being re-issued. Office hours: 8:30-11:30, 13:00-16:00 Monday-Friday.

The following items are required for renewal:

- The renewal reminder post card
- Your driver's license
- (if you have changed your name), an Alien Registration Completion Certificate (issued at the municipal office)
- (if you change your address), A document which can prove it, i.e. An Alien

Registration Completion Certificate, a health-insurance certificate, or any official mail.

- Application fee 2,950 yen for excellent driver's lecture
 3,950 yen for ordinary driver's lecture

COLUMN Gold Card

Japanese driver's licenses have 3 colors - green, blue and gold- for the term of validity. Green is for the new driver who gets their license for the first time, blue is for drivers who have renewed, and gold is for the excellent drivers who have had no accidents/violation of traffic rules in the past 5 years. It is valid for 5 years.

Drivers who hold a gold card have the merit of being able to renew their license from any police station in the prefecture, as of April 2000. You should check whether your license is gold or not on the renewal reminder post card.

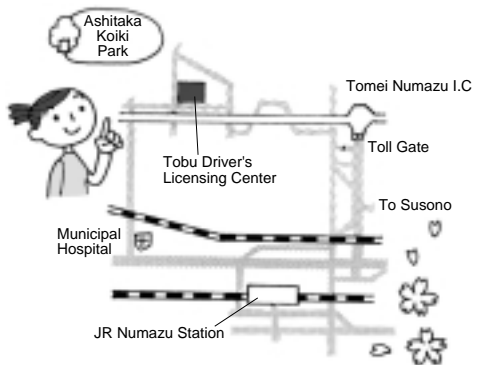
Transportation to Driver's Licensing Centers:

- Tobu Driver's Licensing Center

241-10 Ashitaka-aza-onoue,
Numazu-shi

Tel: 055-921-2000

The center is located some
5km north of JR Numazu
station.



Public transportation:

Take a Fujikyū bus for Tobu
Unten Menkyō Center at bus
stop no.2, North Entrance of
Numazu JR station or bus
stop no. 1 and 6, in front of

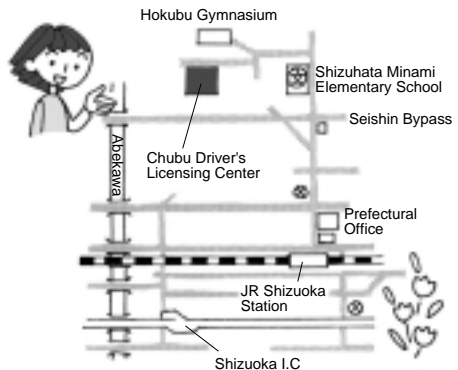
Fujikyū Department Store, South Entrance of JR Numazu station. It takes
approximately 20 minutes.

- Chubu Driver's Licensing Center

16-1 6-chome Yoichi,
Shizuoka-shi

Tel: 054-272-2221

The center is located some
6 km north of JR Shizuoka
station.



Public transportation:

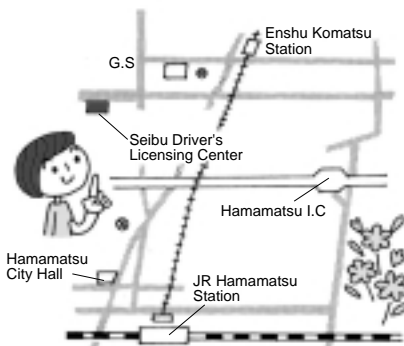
Take a Shizutetsu bus for
Chubu Unten Menkyō
Center at bus stop no. 7,
North Entrance of JR

Shizuoka Sta. or bus stop no. 11, Shin Shizuoka Center Bus Terminal. It takes
approximately 30 minutes.

- Seibu Driver's Licensing Center
3220 Komatsu, Hamamatsu-shi
Tel: 053-587-2000
The center is located in some 12 km north of JR Hamamatsu Station.

Public transportation:

Take a Nishikajima-line train of Enshu-tetsudo at JR Hamamatsu station, and get off at Enshukomatsu Sta., which is a 20 minute ride from JR Hamamatsu station, then a 15 minute walk.



You can get further information on the website. Shizuoka Prefectural Traffic Safety Association: <http://www.wbs.ne.jp/bt/shizuankyou/index.html>
Note: The revised Traffic Act will be enacted in June.

Copyright(c) 2000 Shizuoka Prefecture Police Headquarters Public Relations Division

5. Automobiles & Motor-cycles Under 50 cc

Automobile Insurance

When you purchase an automobile or a motorcycle under 50 cc you must obtain an insurance policy. There are two types of insurance. Compulsory insurance and private insurance. Everyone who owns a car has to have the compulsory liability insurance. Usually, the car dealer takes care of all the joining procedures when you purchase a car. It is also recommended to join a private insurance company just in case. This can also be applied for through the car dealer.

Ordinary Automobiles

1) Registration of automobiles

Automobiles in Japan must be registered before use. An automobile cannot be driven until it has been registered and a license plate is attached and sealed on.

There are 4 types of registration:

New registration	Registration of automobiles that have never been registered, or registering automobiles of which registration was once deleted.
Change of registration	Registration of change in model, number of car body, model of engine, name/address of users, place of use.
Change of ownership	Registration of change of ownership.
Deletion of registration	Registration of disappearance, scrapping, termination of automobile use.

Procedure for Registration

An application form and other documents are necessary for registration. For example, the procedure of a new registration is as follows:

In case the owner and user are the same	In case the owner and user are different
A document of passing the inspection (one of the following) An inspection certificate A preliminary inspection certificate (issued in the last 3 months) A completion inspection certificate (issued in the last 9 months) A mandatory automobile insurance certificate A document that proves the ownership (one of the following) A deletion registration certificate + a deed of transfer Customs clearance certificate + a deed of transfer Completion inspection certificate + a deed of transfer A certificate of the seal impression (issued in the last 3 months)	A document of passing the inspection (one of the following) An inspection certificate A preliminary inspection certificate (issued in the last 3 months) A completion inspection certificate (issued in the last 9 months) A mandatory automobile insurance certificate A document that proves the ownership (one of the following) A deletion registration certificate + a deed of transfer Customs clearance certificate + a deed of transfer Completion inspection certificate + a deed of transfer A certificate of the owner's seal impression (issued in the last 3 months)

<p>A garage certificate (issued in the last 1 month)</p> <p>A letter of power of attorney (registered seal stamped, not necessary if you apply in person)</p> <p>A seal of the proxy</p> <p>A registered seal, if you apply in person</p> <p>An application form (one of the following)</p> <p>The form #2 (designated type vehicle or second hand vehicle less than 5 years after the deletion registration without alteration of structure)</p> <p>The form #1 (excluding vehicle mentioned above)</p> <p>A statement of fee payment</p> <p>A statement of automobile weight tax</p> <p>An automobile tax report</p> <p>An automobile acquisition tax report</p>	<p>A letter of power of attorney of the owner (registered seal stamped, not necessary if you apply in person)</p> <p>A document that proves user's address (issued in the last 3 months)</p> <p>A certificate of the seal impression, a resident's card (If you are a foreigner, an Alien Registration Completion Certificate), a copy of register</p> <p>The user's garage certificate (issued in the last 1 month)</p> <p>The user's letter of power of attorney (seal stamped)</p> <p>A seal of the proxy</p> <p>A registered seal, if you apply in person</p> <p>A seal of the user</p> <p>The application forms #2, #1</p> <p>A statement of fee payment</p> <p>A statement of automobile weight tax</p> <p>An automobile tax report</p> <p>An automobile acquisition tax report</p>
--	---

Fees

Registration fee (common to all vehicles)	700 yen
An inspection fee	
Small vehicles	1,400 yen
All vehicles other than small	1,500 yen
Completion inspection completed vehicles	1,100 yen
Automobile weight tax	
A license plate fee	
2 large plates	1,960 ~ 2,310 yen
2 small plates	1,440 ~ 1,880 yen
Automobile tax & Automobile acquisition tax	

COLUMN Automobile Inspection

When a car is registered for the first time, the chapter of Land Transport Bureau or Inspection Registration Office issues an automobile inspection certificate. An automobile inspection certificate is a document, which records the details of a car: name and address of the owner, name of the car, type, number of the car body, etc. The law obliges you to always keep the certificate in the car.

As the certificate must be presented when you change the ownership/ address or make registrations in the future, please treat it with care.

2) Registration of Transfer (Change of Ownership)

If the registered vehicle has a change of ownership (including change of user), a registration of transfer must be made. Within 15 days after the transfer by either the ex-owner or the new-owner or a proxy must go to the chapter of Land Transport Bureau or Inspection Registration Office. In this case, as the name and address of the owner changes, an application of entry in the inspection certificate is necessary by the user as well.

The following items are required:

Documents for ex-owner	Documents for new-owner
An inspection certificate (valid one) A certificate of the seal impression (issued in the last 3 months) A deed of transfer A letter of power of attorney if a proxy applies	A certificate of the seal impression (issued in the last 3 months) A garage certificate (issued in the last 1 month) A letter of power of attorney if a proxy applies The application form #2 A statement of fee payment An automobile tax report An automobile acquisition tax report A registered seal, if you apply in person

Fees

Registration fee	500 yen
License plate fee (In case of change in registration number)	
2 large plates	1,960 ~ 2,310 yen
2 small plates	1,440 ~ 1,880 yen
Automobile tax & Automobile acquisition tax	

When making the registration of transfer, if you are changing the number of the registration plate (if you move away from the area of jurisdiction of the branch of Land Transport Bureau or the license plate has been damaged), you must bring your car and return the license plate.

You must report and pay the automobile tax and the automobile acquisition tax at a tax office.

You must buy a license plate from an issue agent, attach it onto your car and have it sealed, then receive an inspection certificate.

For further information:

The Shizuoka Land Transport Branch Bureau of Chubu Transportation Bureau
2 chome 4-25, Kuniyoshida, Shizuoka-shi

Tel:054-261-1192

Information on automobile inspection & registration is also available on the website.

<http://www.milt.go.jp/jidosha/kensatoroku/inspect.htm>

3) Lightweight Vehicles

Registering lightweight vehicles

When you purchase a motorcycle under 50 cc, it must be reported to the local municipal office. Generally, the dealer will report it for you when you make the purchase. However, if you get one from your acquaintance/friend or use one that has once been scrapped, you must report it to the local municipal office yourself.

Information on Inspection & Procedure for lightweight vehicles

Numazu Branch

1069-1 Shimotogari-aza-ayutsubo, Nagaizumi-cho, Sunto-gun

Tel: 055-988-3847

Shizuoka Office

1-1-26 Nakayoshida, Shizuoka-shi

Tel: 054-262-0540

Hamamatsu Branch

563 Kiheicho-aza-okinomiya, Hamamatsu-shi

Tel: 053-435-3945

Lightweight Vehicle Tax

If you own a motorcycle under 50 cc, you must pay the lightweight vehicle tax. Once a year the municipal office will send you a notice for payment, so please make the payment without delay.

Lightweight Vehicle Tax for Shizuoka City

	Type of Car	Tax
Motor-cycle	Under 50 cc displacement	1,000 yen
	Over 50 cc-under 90 cc displacement	1,200 yen
Lightweight vehicle, small special type vehicle	Over 90 cc-under 125 cc displacement	1,600 yen
	4-wheel vehicle (own use)	7,200 yen
	(business use)	5,500 yen

Registration of transfer, scrapping and change of address of lightweight vehicles

A report is necessary when your car is transferred, scrapped or stolen, or when you change your address. If you don't report it, you will be taxed even after it is no longer used. Be sure to make the report before leaving Japan.

Class	Place to take procedures
Motorcycle (under 125 cc displacement), a small special vehicle	Residential tax section of municipal office
2-wheel lightweight vehicle (over 125 cc-250 cc displacement)	The Shizuoka Association of Lightweight Vehicle Dealers 1-chome 1-26, Kuniyoshida, Shizuoka-shi Tel:054-261-6337
2-wheel small vehicle (over 250 cc displacement)	<p>The Shizuoka Land Transport Branch Bureau of Chubu Transportation Bureau 2 chome 4-25, Kuniyoshida, Shizuoka-shi Tel: 054-261-1192</p> <p>The Numazu Automobile Inspection & Registration Office of the Shizuoka Land Transport Branch Bureau 2480 Hara, Numazu-shi Tel: 055-968-8686</p> <p>The Hamamatsu Automobile Inspection & Registration Office of the Shizuoka Land Transport Branch Bureau 11-1 Ryutsumotomachi, Hamamatsu-shi Tel: 053-421-5051</p>
3-wheel lightweight vehicle, 4-wheel lightweight vehicle	The Shizuoka Office of Light Automobile Inspection Association 1-chome 1-26, Kuniyoshida, Shizuoka-shi Tel:054-262-0540

Police Station List

Eastern

Name	Address	Telephone
Numazu Police Station	19-11 Hiramachi Numazu-shi	055-952-0110
Atami Police Station	3-19 Fukumichi-cho Atami-shi	0557-85-0110
Ito Police Station	2-26 Takenodai Ito-shi	0557-38-0110
Fuji Police Station	166 Aratajima Fuji-shi	0545-51-0110
Fujinomiya Police Station	160 Jouhoku-cho Fujinomiya-shi	0544-23-0110
Mishima Police Station	194-1 Yata Mishima-shi	055-981-0110
Gotenba Police Station	439-2 Hokkubara Gotenba-shi	0550-84-0110
Shimoda Police Station	7-8 Higashinaka Shimoda-shi	0558-27-0110
Susono Police Station	215-14 Fukara Susono-shi	055-992-0155
Fujikawa-cho Police Box	855-14 Iwabuchi Fujikawa-cho Ihara-gun	0545-81-0011
Kawazu-cho Police Box	303-1 Sasahara Kawazu-cho Kamo-gun	0558-34-0087
Tago Police Box	1709-44 Tago Nishi Izu-cho Kamo-gun	0558-53-0130
Atagawa Police Box	1267-18 Naramoto Higashiizu-cho Kamo-gun	0557-23-0039
Matsuzaki Police Station	170-1 Ena Matsuzaki-cho Kamo-gun	0558-42-0110
Minamiizu-cho Police Box	325-4 Shimogamo Minamiizu-cho Kamo-gun	0558-62-0110
Oyama Police Box	70-7 Oyama Oyama-cho Sunto-gun	0550-76-1142
Shimizu Police Box	212-1 Douniwa Shimizu-cho Sunto-gun	055-975-0627
Nagaizumi Police Box	1021-1 Shimotogari Nagaizumi-cho Sunto-gun	055-986-0490
Amagiuyugashima-cho Police Box	874-12 Ichiyama Amagiuyugashima-cho Tagata-gun	0558-85-0049
Izunagaoka-cho Police Box	1302-4 Nagaoka Izunagaoka-cho Tagata-gun	055-948-0077
Ohito Police Station	680-1 Ohito Ohito-cho Tagata-gun	0558-76-0110
Kannami-cho Police Box	11-3 Nitta Kannami-cho Tagata-gun	055-978-3070
Shuzenji-cho Police Box	759-6 Shuzenji Shuzenji-cho Tagata-gun	0558-72-0075
Toi-cho Police Box	468-1 Toi Toi-cho Tagata-gun	0558-98-0120
Shiraiwa Police Box	368 Shiraiwa Nakaizu-cho Tagata-gun	0558-83-0004
Nirayama-cho Police Box	332-17 Yokkamachi Nirayama-cho Tagata-gun	055-949-3003
Shibakawa-cho Police Box	14-1 Okubo Shibakawa-cho Fuji-gun	0544-65-0049

Central

Name	Address	Telephone
Shizuoka-Prefectural Police Headquarters	9-6 Ote-machi Shizuoka-shi	054-271-0110
Shizuoka Central Police Station	6-1 Ote-machi Shizuoka-shi	054-250-0110
Shizuoka South Police Station	1-5-10 Fujimidai Shizuoka-shi	054-288-0110
Shimizu Police Station	1-35 Shimizu Tenuuminami Shizuoka-shi	0543-66-0110
Shimada Police Station	10-5 Chuo-cho Shimada-shi	0547-37-0110
Yaizu Police Station	723 Douhara Yaizu-shi	054-624-0110
Fujieda Police Station	1-3-5 Midori-cho Fujieda-shi	054-641-0110
Kambara Police Station	2-11-6 Shinden Kambara-cho Ihara-gun	0543-85-0110
Iriyama Residential Police Box	272-7 Iriyama Yui-cho Ihara-gun	0543-75-3019
Oigawa-cho Police Box	1537-1 Munadaka Oigawa-cho Shida-gun	054-622-1377
Okabe-cho Police Box	6-1 Okabe Okabe-cho Shida-gun	054-667-0056
Omaezaki-cho Police Box	5986 Shiroha Omaezaki-cho Haibara-gun	0548-63-2064
Kanaya-cho Police Box	376-51 Kanayakawara Kanaya-cho Haibara-gun	0547-45-3189
Kawane-cho Police Box	680-10 Ieyama Kawane-cho Haibara-gun	0547-53-2011
Sagara-cho Police Box	203-1 Sagara Sagara-cho Haibara-gun	0548-52-0052
Kaminagao Residential Police Box	1013-2 Kaminagao Nakakawane-cho Haibara-gun	0547-56-1310
Haibara Police Box	2007-7 Shizunami Haibara-cho Haibara-gun	0548-22-2998
Honkawane-cho Police Box	992-6 Senzu Honkawane-cho Haibara-gun	0547-59-2105
Yoshida Police Box	2228-1 Sumiyoshi Yoshida-cho Haibara-gun	0548-32-0157
Haibara Police Station	2737 Hosoe Haibara-cho Haibara-gun	0548-22-0110

Western

Name	Address	Telephone
Hamamatsu Central Police Station	5-28-1 Sumiyoshi Hamamatsu-shi	053-475-0110
Hamamatsu Higashi Police Station	14-10 Aioi-cho Hamamatsu-shi	053-460-0110
Iwata Police Station	2533-4 Hitokoto Iwata-shi	0538-37-0110
Kakegawa Police Station	9 Nito Kakegawa-shi	0537-22-0110
Tenryu Police Station	8-3 Akura Futamata-cho Tenryu-shi	0539-26-0110
Hamakita Police Station	3218 Komatsu Hamakita-shi	053-585-0110
Fukuroi Police Box	6-30 Takao-cho Fukuroi-shi	0538-42-3700
Kosai-shi Police Box	705-6 Washizu Kosai-shi	053-575-0020
Inasa-cho Police Box	800-3 Iinoya Inasa-cho Inasa-gun	053-542-0102
Hosoe Police Station	4640 Kiga Hosoe-cho Inasa-gun	053-522-0110
Mikkabi-cho Police Box	801-1 Okamoto Mikkabi-cho Inasa-gun	053-525-0110
Asaba-cho Police Box	1044-1 Asana Asaba-cho Iwata-gun	0538-23-3032
Urakawa Police Box	2760-2 Urakawa Sakuma-cho Iwata-gun	0539-67-2244
Toyoda-cho Police Box	83-1 Morioka Toyoda-cho Iwata-gun	0538-32-6931
Fukude-cho Police Box	2450 Fukude Fukude-cho Iwata-gun	0538-55-2041
Misakubo Police Station	2947-1 Okuryouke Misakubo-cho Iwata-gun	0539-87-0110
Ryuyo-cho Police Box	5421-5 Toyooka Ryuyo-cho Iwata-gun	0538-66-2046
Ogasa-cho Police Box	1905 Shimohirakawa Ogasa-cho Ogasa-gun	0537-73-3032
Osuka Police Box	219-6 Nishiobuchi Osuka-cho Ogasa-gun	0537-48-2531
Kikugawa Police Station	2429-1 Kamo Kikugawa-cho Ogasa-gun	0537-36-0110
Daito-cho Police Box	2801-4 Osaka Daito-cho Ogasa-gun	0537-72-2535
Hamaoka-cho Police Box	3250 Hon Ikeshinden Hamaoka-cho Ogasa-gun	0537-86-3042
Haruno-cho Police Box	107-2-2 Horinouchi Haruno-cho Shuchi-gun	0539-85-0542
Mori Police Station	1524-1 Mori Mori-machi Shuchi-gun	0538-85-0110
Arai Police Station	3380-268 Arai Arai-cho Hamana-gun	053-593-0110
Maisaka-cho Police Box	143-1 Naka Maisaka Maisaka-cho Hamana-gun	053-592-0163
Yuto-cho Police Box	9611 Ryoke Ubumi Yuto-cho Hamana-gun	053-592-1061

List of Regional Legal Affairs Bureau in Shizuoka

Name	Address	Telephone
Shizuoka District Legal Affairs Bureau	9-50 Ote-machi Shizuoka-shi	054-254-3555
Shimizu Branch Office	2-15 Shimizu Matsubara-cho Shizuoka-shi	0543-51-4481
Fujieda Branch Office	1-7-7 Inagawa Fujieda-shi	054-641-1158
Shimada Branch Office	3-22-11 Yokoi Shimada-shi	0547-37-3259
Yaizu Branch Office	5-6-2 Nishikogawa Yaizu-shi	054-628-2901
Numazu Branch Office	9-1 Ichiba-cho Numazu-shi	055-931-1877
Gotenba Branch Office	576-3 Hagiwara Gotenba-shi	0550-82-0663
Mishima Branch Office	585-2 Umena Mishima-shi	055-977-1221
Ito Branch Office	6-18 Takenodai Ito-shi	0557-37-4811
Atami Branch Office	7-30 Fukumichi-cho Atami-shi	0557-81-2586
Ohito Branch Office	138-1 Yoshida Ohito-cho Tagata-gun	0558-76-1240
Fuji Branch Office	13-19 Miyuki-cho Fuji-shi	0545-53-1200
Fujinomiya Branch Office	1-2 Motoshiro-cho Fujinomiya-shi	0544-26-2049
Shimoda Branch Office	2-5-33 Nishihongo Shimoda-shi	0558-22-0534
Hamamatsu Branch Office	9F Acto Tower 111 Itaya-machi Hamamatsu-shi	053-454-1396
Tenryu Branch Office	8-8 Akura Futamata-cho Tenryu-shi	0539-25-2068
Hamakita Branch Office	2292 Komatsu Hamakita-shi	053-586-2097
Inasa Branch Office	369 Kiga Hosoe-cho Inasa-gun	053-522-0401
Iwata Branch Office	3599-6 Mitsuke Iwata-shi	0538-32-2618
Kakegawa Branch Office	2-16-2 Kamenokou Kakegawa-shi	0537-22-5538
Ogasa Branch Office	1920-1 Akatsuchi Ogasa-cho Ogasa-gun	0537-73-2058
Yoshida Branch Office	1140-1 Sumiyoshi Yoshida-cho Haibara-gun	0548-32-0543
Sagara Branch Office	635-1 Hazu Sagara-cho Haibara-gun	0548-52-0233
Fukuroi Branch Office	366 Fukuroi Fukuroi-shi	0538-42-0232